

2015/6 Evaluation of Spending of the Pupil Premium Grant

Context:

All staff and students at John Colet School believe that through hard work, inspiration, mutual respect and enjoyment, we will achieve success together. We are committed to the principle that every student fulfils their potential.

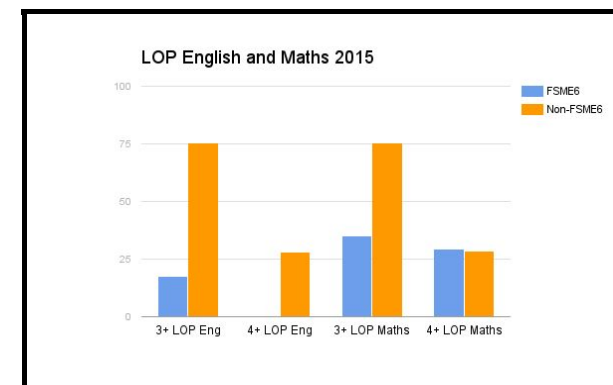
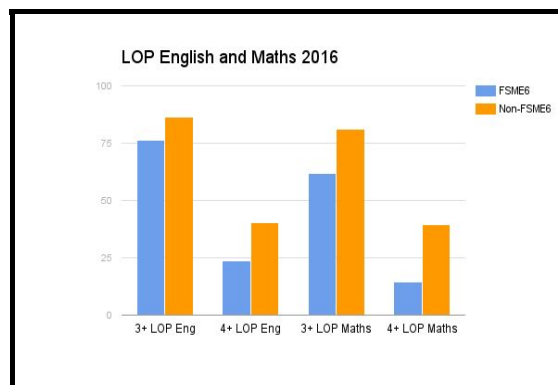
The Government introduced the Pupil Premium into main school funding to address inequalities between children eligible for free school meals (FSM), those who have been eligible in the last 6 years (FSME6), looked after children or children of armed forces families and their peers. It is our job to ensure that funding reaches the pupils who need it most.

John Colet has a below average number of pupils who are in receipt of the Pupil Premium. Although this changes each year, it is roughly around 12% for FSME6 (with around 3% being Current FSM) and 6% for Service Children.

Results:

We are aiming to close the gap between our most disadvantaged students and the rest of the cohort across all year groups. Our most recent GCSE results are outlined in the table below:

2015/16		
Measure	FSME6	Non- FSME6
A*-C with Eng, Ma, Sci	42.9%	68.5%
Progress 8#	-0.3	0.19
2014/15		
A*-C with Eng, Ma, Sci	23.5%	63.8%
Progress 8	-0.85	0.14
2013/14		
A*-C with Eng, Ma, Sci	0%	51.3%
Progress 8	-1.24	0.08



2015/6 Evaluation of Spending of the Pupil Premium Grant



Area of spend	Contribution from Pupil Premium	Description of activity or intervention <i>*average impact where identified by Sutton Trust</i>	Intended Outcomes	How impact is measured	Evidence of intervention impact									
1:1/small group intervention	£27,896	Targeted intervention for KS4 and KS3 students in maths and English. *Sutton Trust: Small group tuition +4 months, one to one tuition +5 months, meta-cognition +8 months	To close the gap between FSME6 and non-FSME6 students at 3+LOP.	3+ LOP achievement at end of 2016	Significant impact in closing the gap at 3+LOP for English and maths: <table border="1" data-bbox="1720 528 2056 751"> <thead> <tr> <th>Subject</th> <th>2016 Gap at 3+LOP</th> <th>2015</th> </tr> </thead> <tbody> <tr> <td>English</td> <td>-6.4%</td> <td>-58%</td> </tr> <tr> <td>Maths</td> <td>-20%</td> <td>-40%</td> </tr> </tbody> </table>	Subject	2016 Gap at 3+LOP	2015	English	-6.4%	-58%	Maths	-20%	-40%
Subject	2016 Gap at 3+LOP	2015												
English	-6.4%	-58%												
Maths	-20%	-40%												
Trips, equipment and uniform	£3,362	Provide targeted financial support for PP students.	Provide equal opportunities to access learning outside the classroom. Aimed at eliminating stress faced by families at costs faced during school years and giving all pupils an equal chance at participating in all activities and having all equipment/ uniform required.	Number of families using funding for issues of hardship. No students unable to participate in activities or feeling disadvantaged due to financial reasons.	100% students received access to funding to help remove barriers to learning. Good feedback from families who really appreciate the support. Teachers felt it was most beneficial ensuring that all PP students were well equipped for learning in their lessons.									
Non-academic interventions	£27,043	All PP students to get mentoring from a range of	Regular pastoral care for eligible students will	Student achievement,	100% students received mentoring.									


in school data

2015/6 Evaluation of Spending of the Pupil Premium Grant



(eg: use of SSOs and Service Children Support Network)		staff bodies. *Sutton Trust: Behaviour Interventions +4month, Aspiration interventions +0 months, Social and Emotional aspects of learning +4 months	provide support with studies and personal issues as well as guidance on subject options and career pathways.	attendance and engagement	28% received mentoring from HOY/SLT Students demonstrated the value in using the SSO's as shown by the volume of interaction. Overall Absence for FSME6 students declined by 0.4%
Other staff (including mentors and counsellor)	£25,989	To provide emotional, social, and academic support for PP students. *Sutton Trust: Behaviour Interventions +4month, Aspiration interventions +0 months, Social and Emotional aspects of learning +4 months	To close the gap between FSME6 and non-FSME6 students at 3+LOP in core subjects. To reduce absence from school.	Academic achievement data. Absence /persistent absence data.	See achievement data for 2016. 10% of PP students accessed external mentoring 27% of students using the counselling service were PP. Overall Absence for FSME6 students declined by 0.4%
Alternative curriculum provision	£7,340	To ensure that all PP students are able to access an appropriate curriculum for their needs.	To ensure all PP students complete full time education. To increase the option choice at Post 16 for PP students.	Number of permanent exclusions.	4 students accessed alternative provision as part of or as an alternative for mainstream schooling. All pupils successfully completed their core GCSEs as a minimum.

2015/6 Evaluation of Spending of the Pupil Premium Grant



					There were no permanent exclusions of PP students in 2015/6
Additional curriculum activities	£1,000	Support the social, emotional and well being of PP students through targeted projects/activities. *Sutton Trust: Sports and Arts participation +4 months, After School Programmes +2 months	All PP students have equal opportunities to participate in clubs/activities that link to learning.	Evaluated bids from departments.	6 separate bids received from departments. 5 met their aims as outlined in the bid (83%).
Brilliant Club	£3,720	Most able PP students identified for participation in the intensive academic programme. *Sutton Trust: meta-cognition +8 months, Aspiration interventions +0 months	Increase in aspirations for PP students. Pupils increase knowledge of university application process.	Impact report from the Brilliant Club.	100% completion rate. 100% pass rate at 2:2 level or above. 92% of students who took part stated that they would apply to a Russell Group University after taking part in the Programme.
Minibus funding	£516	Free transport provided 3 times a week for PP students to enable them to stay behind for after school activities. *Sutton Trust: Sports and Arts participation +4 months, After School Programmes +2 months	To close the achievement gap in core subjects. To increase the % of PP students taking part in extra-curricular clubs.	Achievement data. Minibus participation rates.	See achievement data for 2016. An average of 32% of minibus users were PP.
Total	£96,866				



2015/6 Evaluation of Spending of the Pupil Premium Grant

Glossary of terms

PP - Pupil Premium (includes FSME6, Current FSM, Service Children)

FSME6 - Free School Meals Ever 6 (students eligible for the Pupil Premium Grant in the past 6 years)

Current FSM - Students currently in receipt of Free School Meals

LOP - Levels of Progress (calculated from KS2 starting point to KS4 end point - 3+LOP is the national expected level of progress)

SSOs - Student Support Officers